



8EE GREEN CONCRETE EARLY ENTRY SAW

BY  **GorillaConcreteTools**


- Patent Pending High-Efficiency Dust Box with Blade Sight Window
- Quick blade depth adjustment
- 3-position handle
- Integrated Wrench Holder
- Great for Same Day or Next Day Cutting
- Front and Rear Blade Pointers
- Green Skid Plate to Reduce Chipping
- Made in USA

Blade Capacity	8"
Weight	140lbs
Arbor Size	7/8"
Cutting Depth	Up to 2"
Frame Construction	Powder Coated Steel
Vacuum Requirements	250 CFM with 2" Dust Port
Motor	Honda GX200 (5.5 HP) or Kohler CH270 (7 HP)





EARLY ENTRY PRODUCTS



Z100

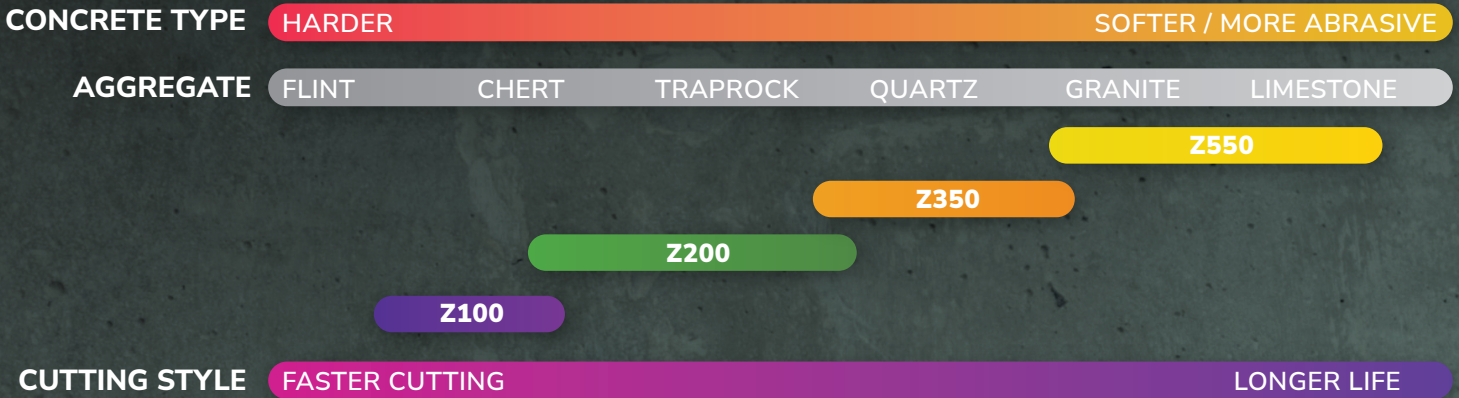
Z200

Z350

Z550

ZENESIS™ EARLY ENTRY BLADES

- ZENESIS™ Patterned Diamond Technology
- 10mm (.394") Segment Height
- Available Sizes 5"-14"




ADDITIONAL EARLY ENTRY BLADES/ACCESSORIES

ZENESIS EXTREME GREEN



- 12mm (.472") Segment Height
- Available Sizes 5"-14"

X300



- 12mm (.472") Segment Height
- Available Sizes 5"-14"

ZENESIS NEXT DAY BLADE



- 12mm (.472") Segment Height
- Available Sizes 5"-14"

SKID PLATES



- Available Skid Plates for Blade Sizes 6"-14"